



Connect to Google Cloud

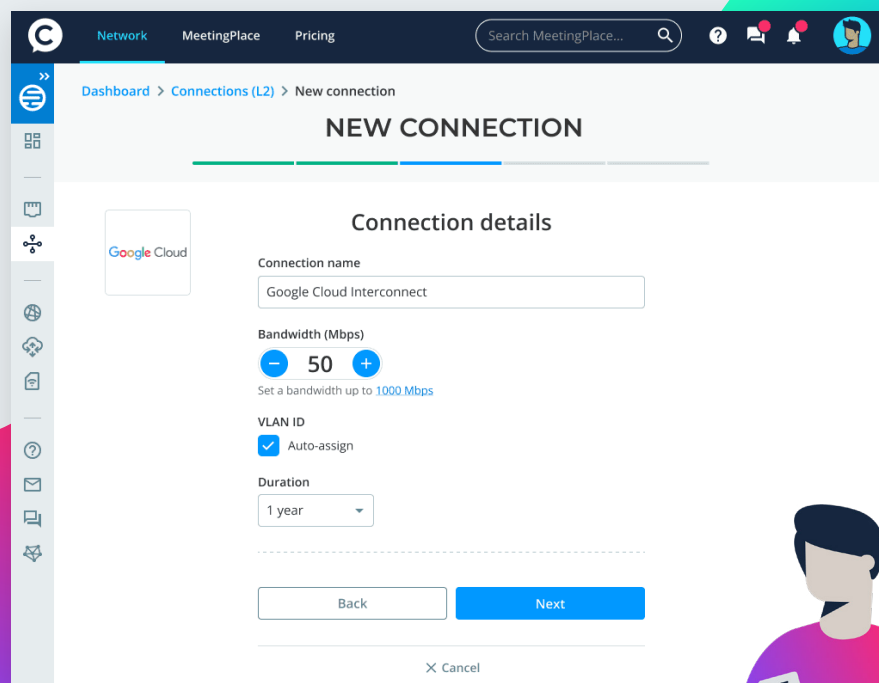
Enhance the **speed, reliability** and **performance** of your connections to Google Cloud with Console Connect.

We make connecting directly to Google Cloud easy —

Using the Console Connect Network-as-a-Service platform, it couldn't be simpler for your business to directly connect to Google Cloud products and services.

As a trusted Google Cloud Interconnect Partner, Console Connect offers extensive reach to Google Cloud locations worldwide using our own high-performance global network.

Through a single management portal, you can build and scale your connectivity to Google Cloud and all other major cloud platforms – in real-time and on-demand.



The screenshot shows the 'NEW CONNECTION' form in the Console Connect interface. The form is titled 'NEW CONNECTION' and is for a 'Google Cloud' connection. The 'Connection details' section includes the following fields:

- Connection name:** A text input field containing 'Google Cloud Interconnect'.
- Bandwidth (Mbps):** A numeric input field with a value of '50'. Below it, a link says 'Set a bandwidth up to 1000 Mbps'.
- VLAN ID:** A checkbox labeled 'Auto-assign' which is checked.
- Duration:** A dropdown menu showing '1 year'.

At the bottom of the form, there are 'Back' and 'Next' buttons, and a 'Cancel' link.

[View Google Cloud regions & zones on our website](#)

The faster, smarter way to **manage your connectivity**



Easy setup

Console Connect does the heavy lifting with connecting your on-premises network to Google Cloud.



Improved performance

Avoid the public internet and experience a more consistent and secure connection to Google Cloud.



Simple to manage

See real-time pricing for connectivity to Google Cloud and self-provision and manage your interconnection through our platform or via our API.



Scalability

Access multiple Google Cloud regions or connect seamlessly between different cloud providers.



Reduce network costs


Save money on egress charges and adjust bandwidth to meet the needs of your workload.



From device to cloud

Connect your devices directly to Google Cloud to support remote working or IoT applications.

Choose your connectivity model —



Point-to-point Layer 2

Click and connect between your Access Port and Google Cloud location of choice.

[Find out more](#)



Layer 3 CloudRouter®

Use CloudRouter® to dynamically route traffic between devices, office locations, applications and clouds.

[Find out more](#)

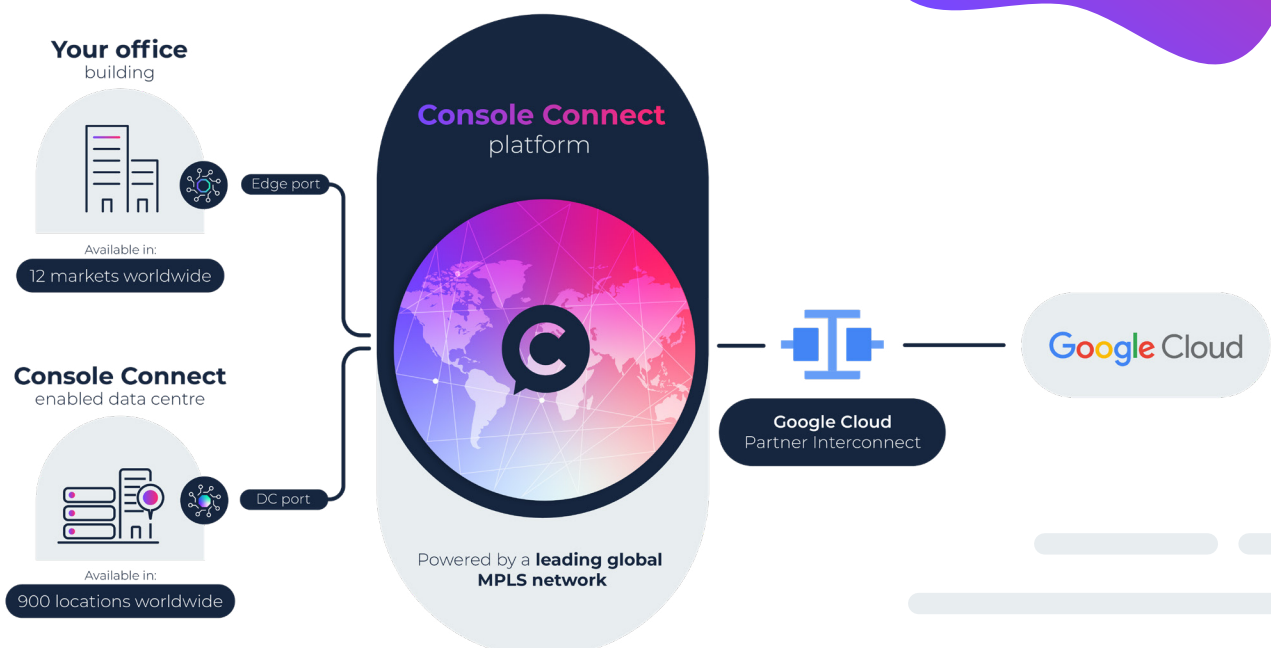


Dedicated network connection

Our networking experts can also help you set up your own direct physical connection to Google Cloud, which can then be managed via our platform.

[Enquire now](#)

How it works —



How do I **sign up?**

- Take control
- Cut complexity
- Make interconnection effortless

Easy as a click! Try it for free:

Register now

Australia	Level 3 200 Mary Street Brisbane QLD 4000 Australia
United Kingdom	7/F 63 St. Mary Axe London EC3A 8AA UK
France	2/F 16 rue Washington 75008 Paris France
Germany	Schillerstr. 31 60313 Frankfurt/M. Germany
Greece	340 Kifisias Avenue/340 Olimpionikon Neo Psychiko 154 51 Athens Greece
United States	475 Springpark Place Suite 100 Herndon VA 20170 USA
Singapore	6 Temasek Boulevard #41-04A/05 Suntec Tower Four 038986 Singapore
Hong Kong	20/F, Telecom House 3 Gloucester Road Wan Chai Hong Kong
Japan	3/F Marunouchi Mitsui Building 2-2, Marunouchi 2-chome Chiyoda-ku Tokyo 100-0005 Japan
South Africa	Building 12 1 Woodmead Drive Woodmead Johannesburg 2191 South Africa
UAE, Dubai	Office 504 & 505 Level 5 Arjaan Business Tower Dubai Media City Dubai

Have other questions we didn't cover?

Join our community of experts.



www.consoleconnect.com

Talk to us: sales@consoleconnect.com